

**LINEAR - DOUBLE STACK NG & LP
HIGH OUTPUT
MATCH LIT + FLAME SUPERVISION**

Fire is beautiful and also dangerous if not handled properly. Please have a qualified gas fitter setup and install this product according to local codes.

This product has been tested and certified by Labtest Certification Inc. as being safe, as long as these **minimum clearances** to adjacent materials are maintained.

FOR OUTDOOR USE ONLY

NORTH AMERICA SPECIFICATIONS

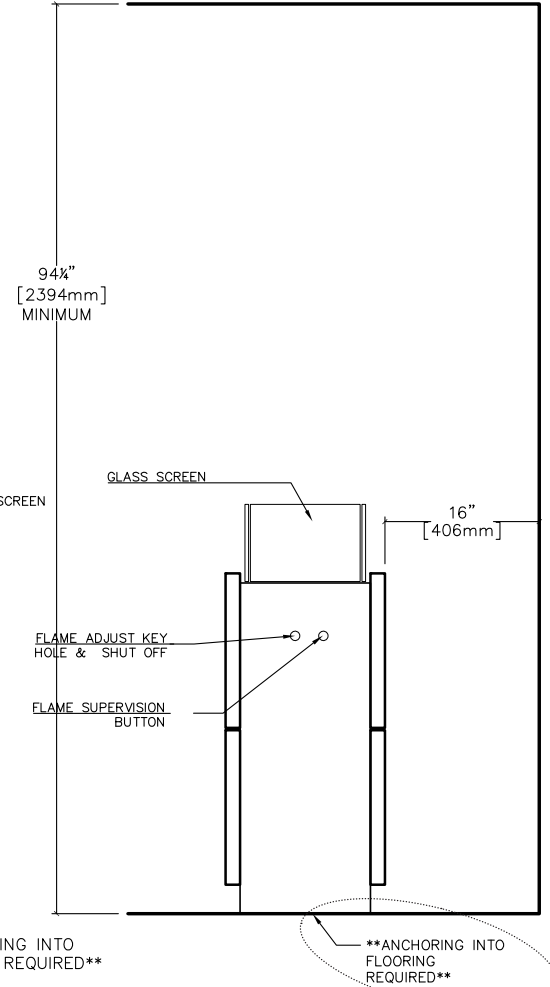
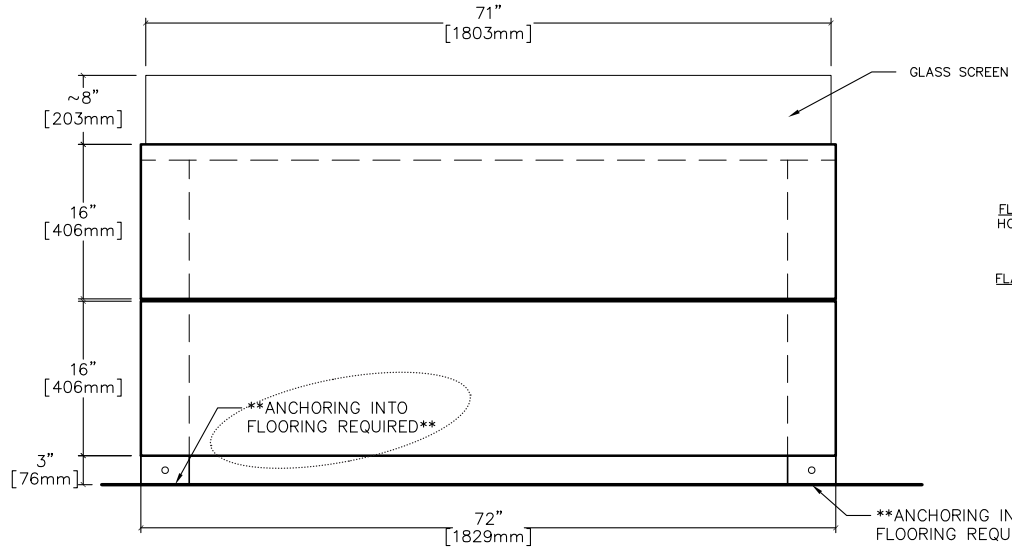
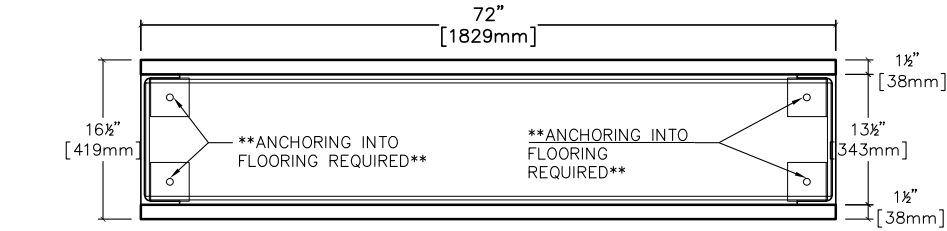
Gas type:	<u>Natural Gas</u>	<u>Propane</u>
Inlet press:	7.0" w.c.	11" w.c
Manifold press:	2.5" w.c.	4.5" w.c.
Heat Output:	108,000 BTU	108,000 BTU

UK & EUROPEAN SPECIFICATIONS

Gas type:	<u>Natural Gas</u>	<u>Propane/But.</u>
	G20	G31
Inlet press:	20 mbar	37 mbar
Manifold press:	16.39 mbar	30 mbar
Heat Output:	31.65 kW	31.65 kW

CONCRETE SPECS

Strength: 10,000 psi (proprietary)
Weight: 800 lbs / 363 kg =
(4 slabs @ 150 lbs / 68 kg)
(parts + lava & stones @ 200 lbs / 68 kg)



CLEARANCES to ADJACENT MATERIALS

ACCESSORIES

- 1/ All Weather Fabric Cover /extends warranty.
- 2/ Glass wind guard (Included).

JOB / ORDER
Name or Number:

Signature & Date: