

## SCUPPER 26w BOX

Comes complete as a plug-in water feature. Some simple assembly will be required after unpacking.

### Contents:

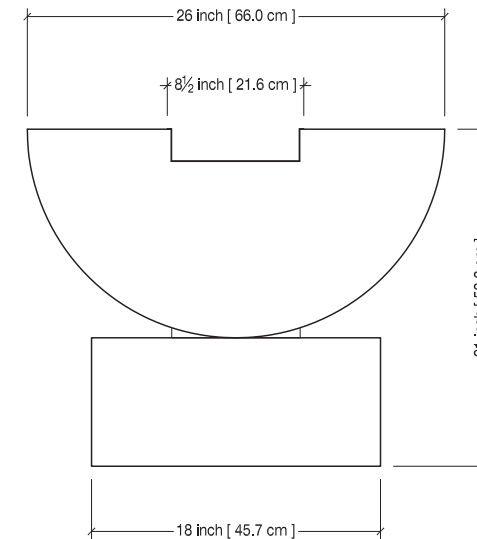
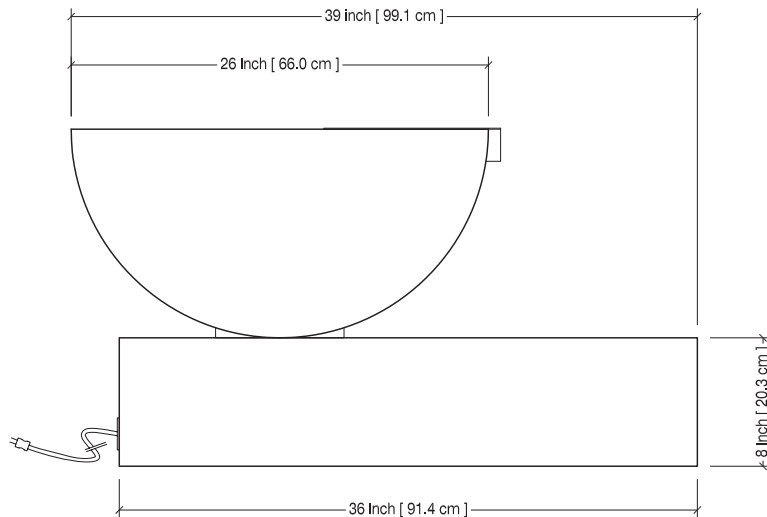
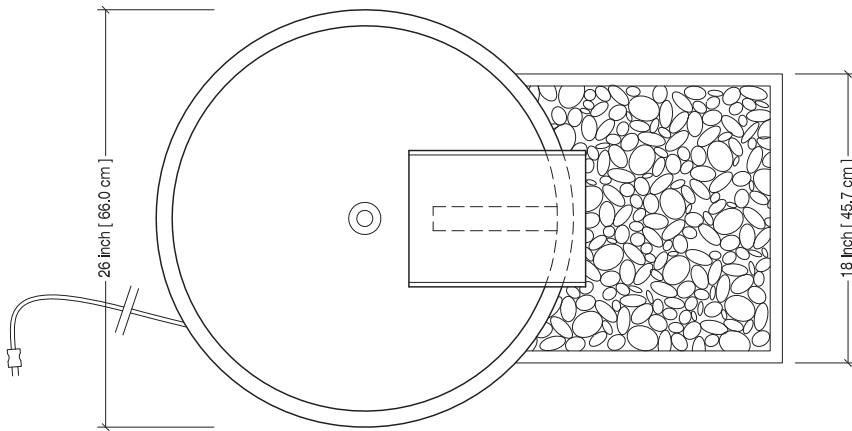
- Solus concrete bowl and box.
- Non corrosive Alum. bowl stand.
- Metal scupper in choice of Stainless Steel or Brass.
- 350 GPH ( 1325 LPH) high quality pump w 2 year manufacturers warranty.
- Non corrosive perforated aluminium pebble/rock support plate.
- Bag of decorative pebble/rock.
- Water is NOT supplied.

NOTE: Pump is available in two voltage types.

120V for N. America

OR

230V for U.K. & Europe (Euro area requires a qualified technician to affix wall plug).



**solus**  
HANDCAST CONCRETE  
DECOR

ORDER NO. / JOB NAME

Signature:

Date:

PRODUCT: **SCUPPER 26 w BOX**

COLOUR: Bowl & Box :

Scupper:

OTHER: Weight ~226 lbs ( 102.5 kg )