

solus

Fire Features

HALO 48 LOW
MATCH LIT NG & LP

Fire is beautiful and also dangerous if not handled properly. Please have a qualified gas fitter setup and install this product according to local codes.

This product has been tested and certified by Labtest Certification Inc. as being safe, as long as these minimum clearances to adjacent materials are maintained.

FOR OUTDOOR USE ONLY

NORTH AMERICA SPECIFICATIONS

Gas type: Natural Gas Propane/But.
Gas press: 3.5" - 7.0" w.c. N/A
BTU: 60,000 60,000

ANSI Z21.97-2014
CSA 2.41-2014



UK & EUROPEAN SPECIFICATIONS

Gas type: Natural Gas Propane/But.
Gas press: G20 G30
Heat Out: G20/17.6 G30/17.6

EN 509:2000
EN 60335-1:2001



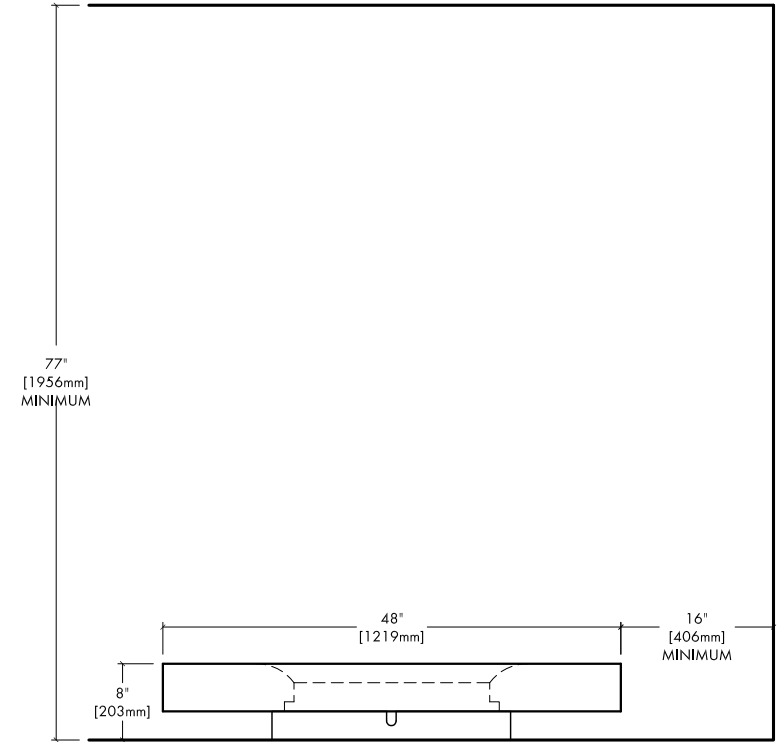
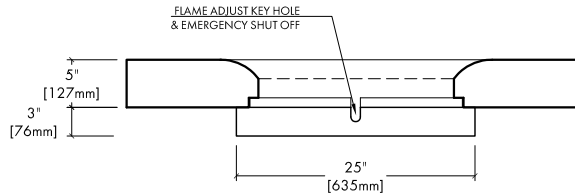
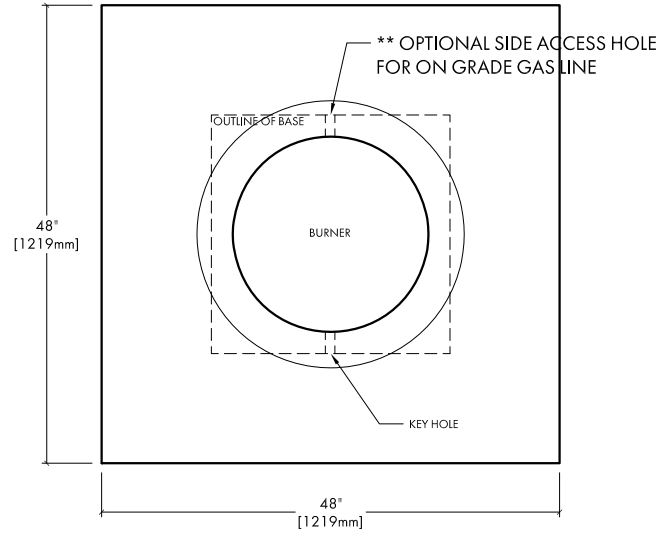
CONCRETE SPECS

Strength: 10,000 psi (proprietary)
Weight: Top- 510 lbs / 230 kg
Bottom- 77 lbs / 35 kg

JOB / ORDER

Name or Number:

Signature & Date:



CLEARANCES to ADJACENT MATERIALS